














































































CHAMPIONS TOUR - 2009 Champions Tour Q-School Leaderboard

\$	Pos	Start	Ctry	First Name / Last Name	Rnd4	Thru	To Par	R1	R2	R3	R4	Total	
-	1	T3		Peter Senior	SC	-5	F	-17	68	65	68	66	267
43	T2	T10		Joe Ozaki	SC	-5	F	-14	67	69	68	66	270
107	T2	1		Steve Haskins	SC	3	F	-14	66	65	65	74	270
45	T2	2		Ronnie Black	SC	-1	F	-14	69	67	64	70	270
-	T5	T16		Jim Roy	SC	-5	F	-12	68	65	73	66	272
42	T5	T7		Bruce Vaughan	SC	-2	F	-12	67	68	68	69	272
91	T5	T5		Kirk Hanefeld	SC	-1	F	-12	69	66	67	70	272
58	T8	T10		R.W. Eaks	SC	-2	F	-11	66	72	66	69	273
139	T8	T7		John Ross	SC	-1	F	-11	65	68	70	70	273
116	T8	T5		Jack Ferenz	SC	E	F	-11	67	68	67	71	273
-	T11	T27		Jim Rutledge	SC	-5	F	-10	71	69	68	66	274
-	T11	T27		Lu Chien Soon	SC	-5	F	-10	65	74	69	66	274
-	T11	T16		Rich Parker	SC	-3	F	-10	72	66	68	68	274
-	T11	T14		Fred Holton	SC	-2	F	-10	66	72	67	69	274
-	T11	T10		Rod Spittle	SC	-1	F	-10	71	67	66	70	274
113	T11	T3		Curt Byrum	SC	2	F	-10	65	68	68	73	274
-	T17	T16		Quinn Griffing	SC	-2	F	-9	71	72	63	69	275
-	T17	T14		David Peoples	SC	-1	F	-9	68	68	69	70	275
84	T17	T7		Robin Freeman	SC	1	F	-9	68	68	67	72	275
65	T20	T30		Jay Don Blake	SC	-4	F	-8	68	74	67	67	276
-	T20	T21		Jeff Hart	SC	-2	F	-8	70	70	67	69	276
128	T20	T16		Ron Streck	SC	-1	F	-8	68	70	68	70	276
-	T20	T10		Terry Burke	SC	1	F	-8	65	68	71	72	276
103	T24	T33		Keith Clearwater	SC	-2	F	-5	68	68	74	69	279
-	T24	T30		Trevor Dodds	SC	-1	F	-5	71	68	70	70	279
67	T24	T30		Chip Beck	SC	-1	F	-5	70	69	70	70	279
66	T24	T40		Robert L. Thompson	SC	-4	F*	-5	73	70	69	67	279
-	T24	T21		Jeff Klein	SC	1	F	-5	70	68	69	72	279
-	T24	T21		Ted Schulz	SC	1	F	-5	69	65	73	72	279
-	T24	T21		Paul Trittler	SC	1	F	-5	71	69	67	72	279
156	T24	T21		Javier Sanchez	SC	1	F	-5	71	70	66	72	279
174	T24	T58		Glenn Ralph	SC	-7	F*	-5	74	68	73	64	279
82	T33	T33		Chris Starkjohann	SC	-1	F	-4	68	71	71	70	280
-	T33	T33		Pat Thompson	SC	-1	F	-4	68	70	72	70	280
98	T33	T33		Jeff Roth	SC	-1	F	-4	71	70	69	70	280
122	T33	T40		Mike Smith	SC	-3	F*	-4	72	72	68	68	280
-	T37	T40		Boonchu Ruangkit	SC	-2	F*	-3	73	68	71	69	281
72	T37	T27		Steve Thomas	SC	2	F	-3	66	73	69	73	281
112	T37	T21		Mitch Adams	SC	3	F	-3	69	68	70	74	281
59	T37	T61		John Morse	SC	-6	F*	-3	71	74	71	65	281
75	T41	T33		John Harris	SC	1	F	-2	70	68	72	72	282
-	T41	T40		Yvan Beauchemin	SC	-1	F*	-2	69	71	72	70	282
114	T41	T33		Jerry Courville	SC	1	F	-2	74	68	68	72	282
-	T41	T16		John Wilson	SC	5	F	-2	70	70	66	76	282
165	45	T50		Michael Turner	SC	1	F*	1	68	70	75	72	285
101	T46	T40		Mark W. Johnson	SC	3	F*	2	69	72	71	74	286
-	T46	T40		Stu Ingraham	SC	3	F*	2	69	74	69	74	286
143	T46	T40		Jim Blair	SC	3	F*	2	72	71	69	74	286
-	T46	T50		Ray Stewart	SC	2	F*	2	75	70	68	73	286
190	T46	T55		Dave Rummells	SC	1	F*	2	70	72	72	72	286
-	T46	T61		Warren N. Jurkowitz	SC	-1	F*	2	73	72	71	70	286
-	T52	T40		Mike Nicolette	SC	4	F*	3	74	69	69	75	287
-	T52	T40		Jon Chaffee	SC	4	F*	3	73	71	68	75	287
50	T52	T61		James Mason	SC	E	F*	3	74	73	69	71	287
-	T52	T70		Bobby Clampett	SC	-4	F*	3	71	74	75	67	287
-	T56	T40		Rick Lewallen	SC	5	F*	4	70	69	73	76	288
184	T56	T50		John Adams	SC	4	F*	4	72	70	71	75	288
131	T56	73		Tim Conley	SC	-4	F*	4	75	72	74	67	288
-	T59	39		Tom Eubank	SC	7	F	5	72	68	71	78	289
-	T59	T50		Jack Spradlin	SC	5	F*	5	71	72	70	76	289
74	T59	T55		Tom McKnight	SC	4	F*	5	72	71	71	75	289
176	T62	T50		Mike Lawrence	SC	6	F*	6	74	69	70	77	290

\$	Pos	Start	Ctry	First Name / Last Name	Rnd4	Thru	To Par	R1	R2	R3	R4	Total	
145	T62	T58		Jim Chancey	SC	4	F *	6	75	71	69	75	290
-	T62	T58		Peter O'Hagan	SC	4	F *	6	72	75	68	75	290
-	T62	T61		Jack Slayton	SC	3	F *	6	71	70	75	74	290
186	T62	T70		Mark Balen	SC	-1	F *	6	71	77	72	70	290
-	T62	T70		Ken Martin	SC	-1	F *	6	76	72	72	70	290
61	T68	T65		Gary Hallberg	SC	3	F *	7	68	77	72	74	291
-	T68	69		Paul J. Daniels	SC	1	F *	7	75	74	70	72	291
182	70	T65		Tom Herzan	SC	4	F *	8	76	72	69	75	292
-	71	T67		Tim Matthews	SC	4	F *	9	73	73	72	75	293
-	T72	T67		Ben Boudreau	SC	6	F *	11	73	74	71	77	295
-	T72	75		Bob Niger	SC	-1	F *	11	75	75	75	70	295
-	74	76		Roy Vucinich	SC	-1	F *	12	76	74	76	70	296
-	75	74		Ron Schroeder	SC	7	F *	17	81	70	72	78	301
94	WD	T55		Wayne Grady	SC		Withdrawn		69	76	69	--	214
47	WD	T56		Denis Watson	SC		Withdrawn		74	70	--	--	144
-	WD	T77		Gerry James	SC		Withdrawn		70	81	--	--	151